
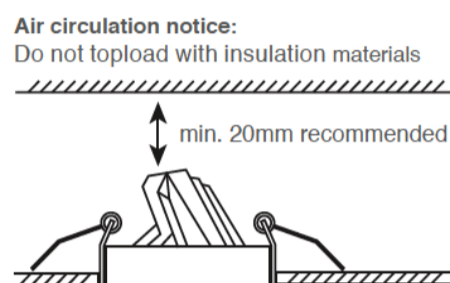
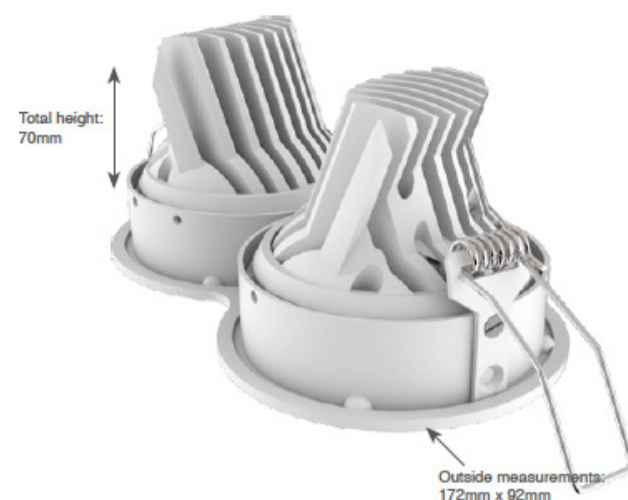


Titan Double 8 Downlight



Electrical Paramaters

Base Model No.:	LL.1106.90
LED Module:	Bridgelux Vero 10 LED
Colours:	Several options
Wattage:	2x 9.3W
Beam Angle:	28°, 40°
CCT:	2700K - 3000K
IP Rating:	Class III, IP 20
CRI:	Ra+80, Ra+90
Cutout Size:	2x 84mm

Features

- High efficiency LED Downlight, equipped with a Bridgelux chip-on-board LED.
- High quality full aluminium body and high quality components.
- Innovative design with integrated heatsink.
- Available with Trapezium springs or Boobytrap springs.
- Very long lifetime (L70B50 +50000hrs).
- High efficiency LED with many possibilities.
- High Lumen output.
- High CRI (>90) and great color consistency.
- Reflector Variants: Cone, Organic and Anti-glare.
- Dimming options: 1-10V, Push and Dali

Colours



Specifications

Model	Wattage	CCT/CRI	Lumens	Colour	Beam Angle
LL.1106.90.2700.28.01	(2x) 9.3W	2700K - Ra90	(2x) 910 lm	White Matt	28°
LL.1106.90.3000.28.01	(2x) 9.3W	3000K - Ra90	(2x) 950 lm	White Matt	28°
LL.1106.90.2700.40.01	(2x) 9.3W	2700K - Ra90	(2x) 910 lm	White Matt	40°
LL.1106.90.3000.40.01	(2x) 9.3W	3000K - Ra90	(2x) 950 lm	White Matt	40°